Results at Hand

We hope that you found the new **Results at Hand Conference App** useful and easy to use and that you were able to take advantage of many of its options including accessing the Directory of Attendees to connect with others, Hotel Map, Photos, Exhibitor/Sponsor information and much more.

How to Access Your CEs.

Now that the Conference is over, just a few tips to navigate accessing you CEs.

AGENDA ICON:

If you click the "Agenda" icon, you will see the list of sessions that you checked in and out of which will also be noted by a "star".

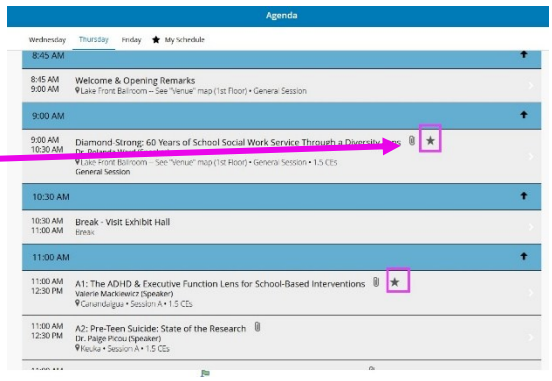

Click on a "Session". What you see **depends on your payment status.**

1. **If your registration was PAID for before attending the conference,** you will see your check in and check out status AND "Survey"/Evaluation status. If you have not completed the Survey, the box will say "Survey". Just click on the Survey box to complete it. Once your survey is completed, the session box will look as below:

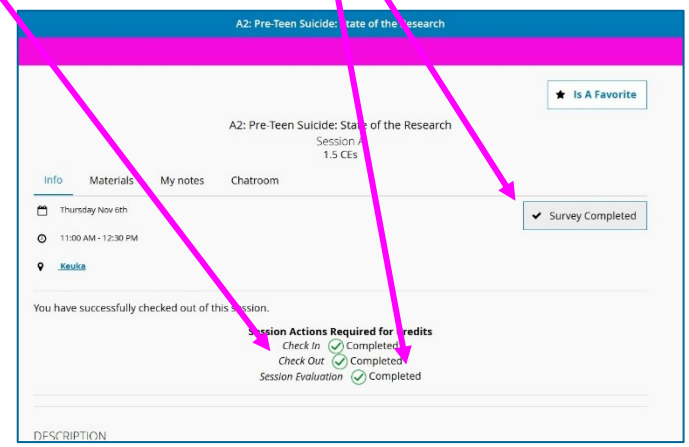

2. **If your registration has NOT BEEN PAID**, you will not yet see a "Survey" box and the "Session Evaluation" will be "Incomplete". Once NYSSSWA receives payment, we will update the Conference App in order to release your "Survey" boxes and links to your sessions.

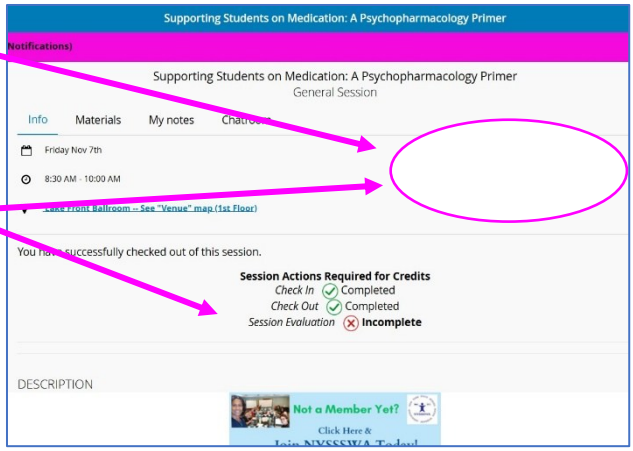

"EVALUATION" Icon:

1. **If you have already PAID:**

When you click on this icon, you will see a list of all of the sessions. **All sessions** will be listed. Sessions in **"green" indicate session surveys you have completed**. Review the list to determine if there are any sessions you may have missed. Click on that session to access and complete the evaluation. **IGNORE** the other sessions.

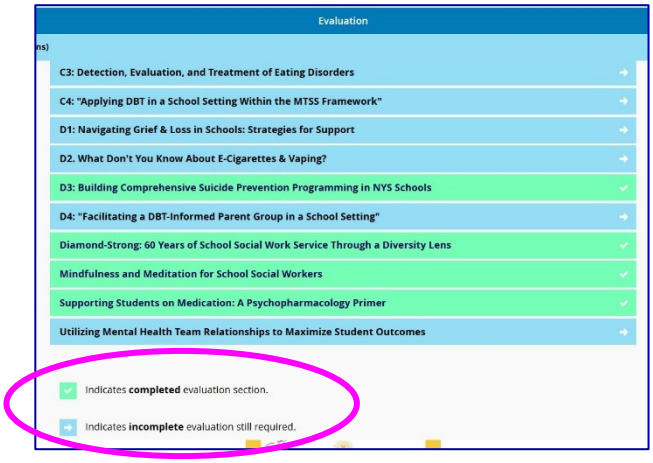

BE SURE to ALSO complete the "Event Evaluation" which is listed on the top of the page. Your input is **CRITICAL** for future planning.

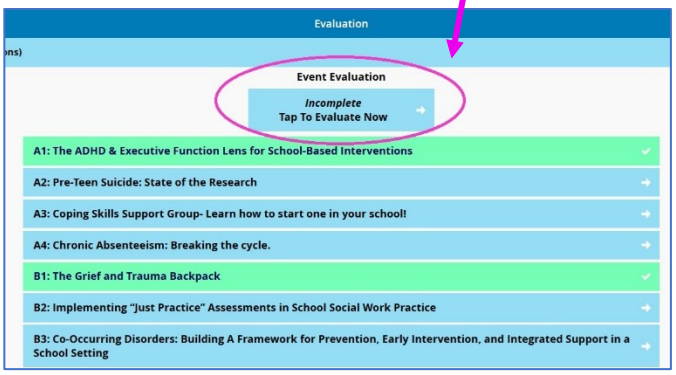

2. **If you have NOT paid,** you will not see the list of session surveys but will be shown the actual **"Event Evaluation"** which you should go ahead and complete. Your input will not only provide important feedback but also **assist us in planning future conferences, locations, speakers, etc**. Once your payment has been noted in the Conference App (Results at Hand), refer to the above paragraph. (Don't forget to **"Save"** your evaluation.)

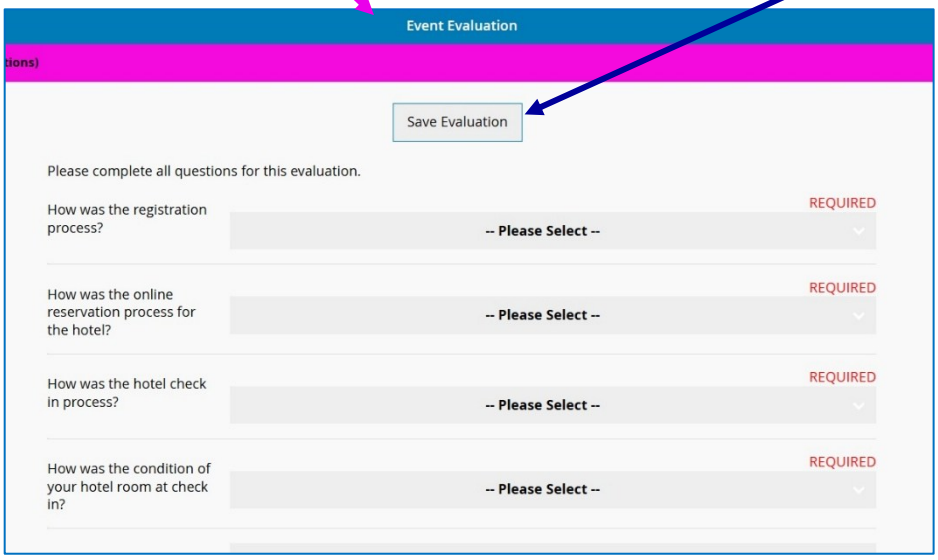

"MY CEs" ICON

1. **If you have already paid,** you will see a transcript of all of the CEs you have earned up to this point. Please review for possible missing sessions. (Refer to "Agenda" and "Evaluation" Icons above.)

   BE SURE to click on the "Envelope" to have your transcript EMAILED to YOU! (The Results at Hand Conference App will CLOSE on January 30.)

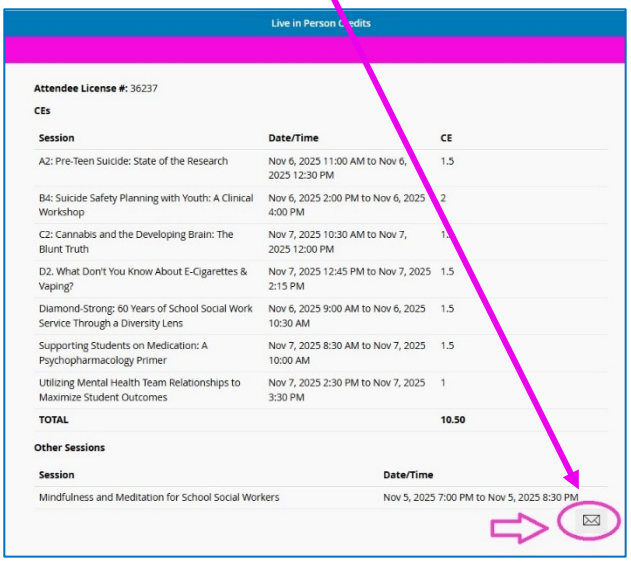

2. **If you have NOT paid,** you will see a list of your sessions including check in and check out times. You can return here for updates on your sessions' progress and when they become part of your CE transcript (above).

Live in Person Credits

Attendee License #: [redacted]

Check into educational sessions, and then return here to see your progress!

Other Sessions

Session	Date/Time
A2: Pre-Teen Suicide: State of the Research	Nov 6, 2025 11:00 AM to Nov 6, 2025 12:30 PM
B3: Co-Occurring Disorders: Building A Framework for Prevention, Early Intervention, and Integrated Support in a School Setting	Nov 6, 2025 2:00 PM to Nov 6, 2025 4:00 PM
C4: "Applying DBT in a School Setting Within the MTSS Framework"	Nov 7, 2025 10:30 AM to Nov 7, 2025 12:00 PM
D1: Navigating Grief & Loss in Schools: Strategies for Support	Nov 7, 2025 12:45 PM to Nov 7, 2025 2:15 PM
Diamond-Strong: 60 Years of School Social Work Service Through a Diversity Lens	Nov 6, 2025 9:00 AM to Nov 6, 2025 10:30 AM
Supporting Students on Medication: A Psychopharmacology Primer	Nov 7, 2025 8:30 AM to Nov 7, 2025 10:00 AM
Utilizing Mental Health Team Relationships to Maximize Student Outcomes	Nov 7, 2025 2:30 PM to Nov 7, 2025 3:30 PM

I hope this helps. If you need further assistance, email me directly at dot.kontak@nyssswa.org.